

Hey musician,

Thanks for downloading this learning exercise.

This is a follow-up activity to the first one I posted at: <http://www.hearandplay.com/numbers> (you'll definitely want to check that pdf report out if you haven't already.)

The first activity (link above) was all about getting you to master the “**number system**” of music and why it's so important. This exercise will help you with **chords**... the things you combine with the “numbers” to make real songs!

So, if you know that a song pattern uses the “2-minor” chord and then moves to the “5-major” chord and finally returns to the “1-major” chord --- the first exercise I sent you will help you immediately identify the numbers of any key (so you'll know what the “2” of any key is... or the “5”... or the “1” --- *but it doesn't stop there*).

THIS EXERCISE will make sure you immediately know what chords to play! The combination of these two skills will **revolutionize the way you think about music**.

And what if I told you that all you needed to do was learn *4 sets of chords*? I'm serious.

If you learn all 12 **major** chords, all 12 **minor** chords, all 12 **diminished** chords, and all 12 **augmented** chords... you'll have everything you need to play about 80% of songs. And, for all the more fancier chords... guess what? They are all built by knowing these 4 foundational sets of chords.

If you don't believe me, consider this... If you knew all your major, minor, diminished, and augmented chords, there's not very many bigger chords you won't be able to play.

Like a **C major 7**: To play this chord, all you do is combine “C” with an “E minor” chord (C + E + G + B)... BAM! There's your **C major 7**.

If you want to play a **C minor 7** chord, you just combine C with an Eb major chord (C + Eb + G + Bb)... BAM! There's your C minor 7 chord. The truth is, I can go on and on with little formulas like this but just take my word for it --- **MASTER THESE 4 SETS OF CHORDS AND EVERY OTHER BIGGER CHORD WILL BE A CINCH TO PLAY** (because they all come from these 4 basic sets).

So print out these flash cards and study each of these chords religiously. After a few nights of going over these, you'll be able to recall any major, minor, diminished, or augmented chord before you know it. And in the words of James Brown... “*you'll feel good*” too!

Enjoy and keep up the great work!

Enjoy and excel,

Jermaine, Founder
Hearandplay.com

INSTRUCTIONS

- 1) Basically, these are flash cards. I've placed the questions on one page and the corresponding answers on the very next page. For your convenience, I've put little numbers in the upper left corner so you can match up the right questions with the right answers. They will have the same unique number (if the question has a "1" on it but the answer has a "2," then you've paired up the wrong flash cards). You'll see what I mean once you look at them.
- 2) If you're familiar with printing double-sided pages, you may want to first start by printing the odd number pages. You can do this in the "PRINT MENU" right before you print this document. Tell the printer to only print ODD-numbered pages (that means, pages 1, 3, 5, 7, and so forth). Then, once those pages have printed, put them back in your printer and print the EVEN-numbered pages on the other side (pages 2, 4, 6, 8, etc). Make sure to put the paper in the correct way. Every printer does this differently but you'll figure it out (I have full confidence in you). The ink may show through lighter paper so you may want to use thicker paper or try step #3 instead.
- 3) If you just can't print double-sided copies or you find the ink is showing through the paper (which causes you to see the answer and "CHEAT"), simply print every page separately. Then staple or glue the answer pages to the back of the question pages. Then simply cut them out and you should have flash cards that are ready to go!
- 4) **EXTREMELY IMPORTANT:** I don't want you learning the wrong chords so make sure the little number id in the top left matches for the question AND the answer. If it doesn't, you've done something wrong and will be quizzing yourself with the **WRONG** answers. That's a big no-no!
- 5) Enjoy yourself! Have fun! Learn these foundational chords!

Cut here

Cut here

1

2

C major

F major

Cut here

3

4

Bb major

Eb major

Cut here

5

6

Ab major

Db major

Cut here

7

8

Gb major

B major

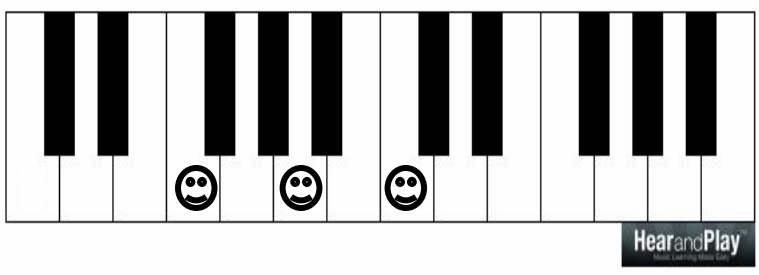
Cut here

Cut here

Cut here

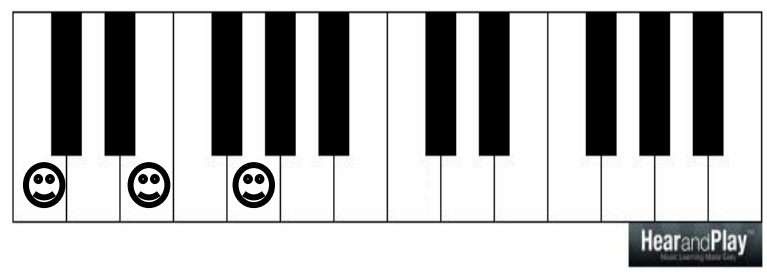
Cut here

2



HearandPlay

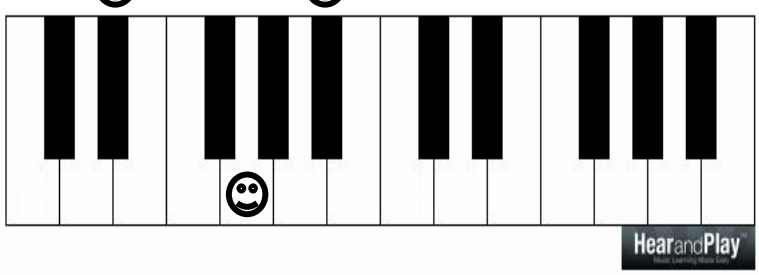
1



HearandPlay

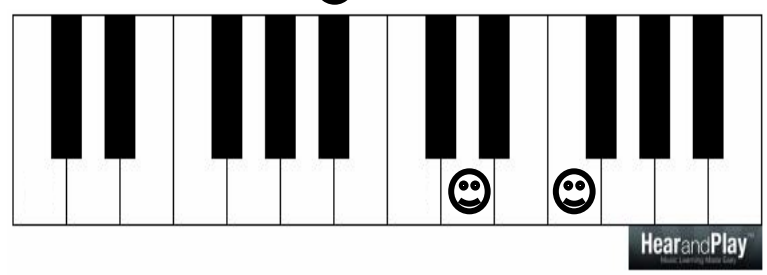
Cut here

4



HearandPlay

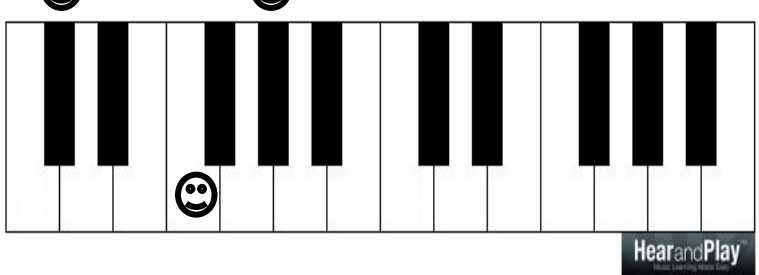
3



HearandPlay

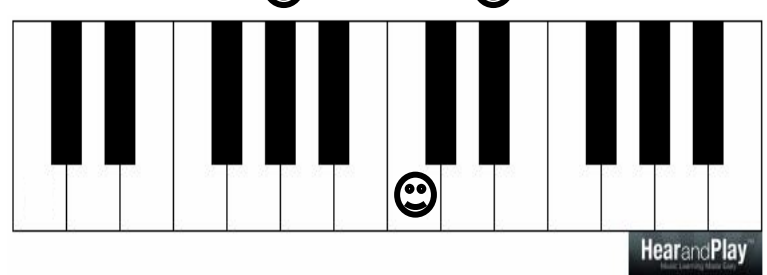
Cut here

6



HearandPlay

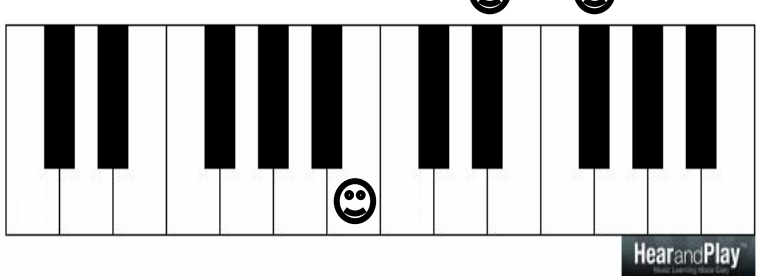
5



HearandPlay

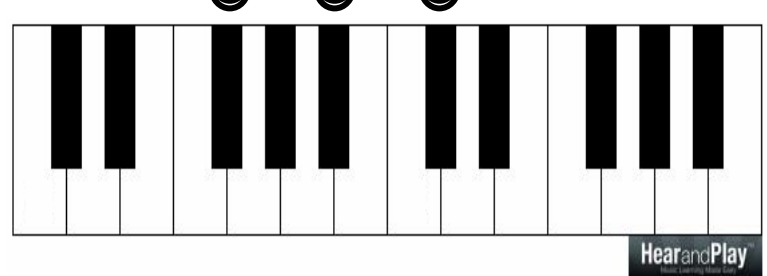
Cut here

8



HearandPlay

7



HearandPlay

Cut here

Cut here

Cut here

Cut here

9

10

E major

A major

Cut here

11

12

D major

G major

Cut here

13

14

C minor

F minor

Cut here

15

16

Bb minor

Eb minor

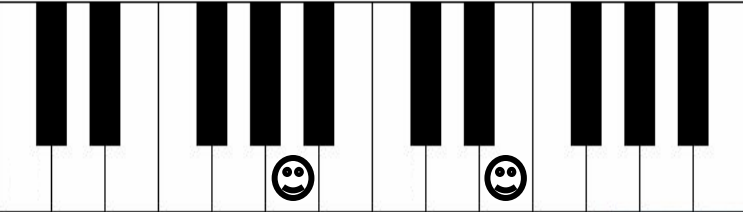
Cut here

Cut here

Cut here


Cut here

10



HearandPlay

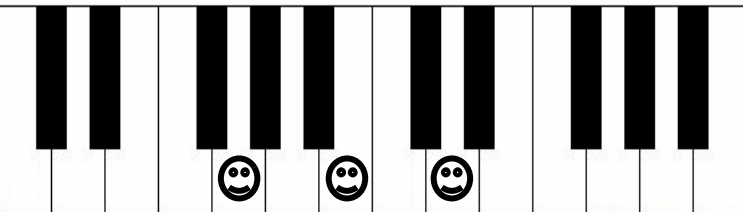
9



HearandPlay

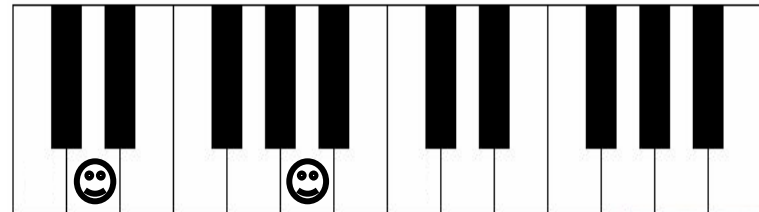
Cut here

12



HearandPlay

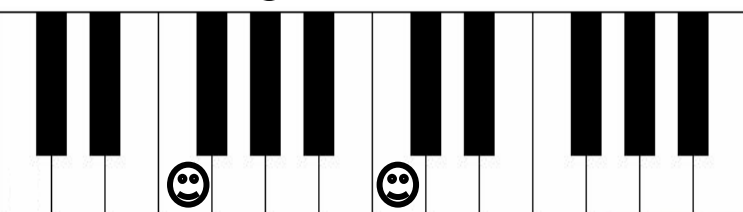
11



HearandPlay

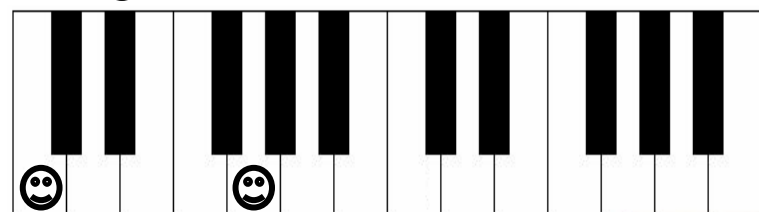
Cut here

14



HearandPlay

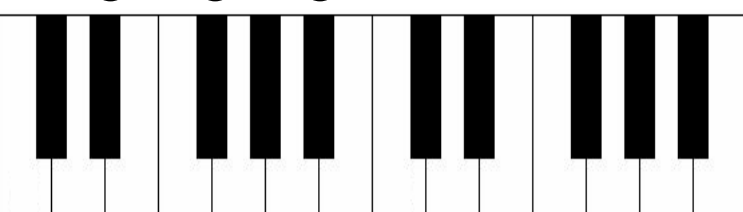
13



HearandPlay

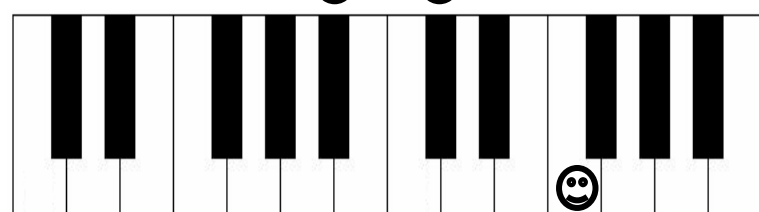
Cut here

16



HearandPlay

15



HearandPlay

Cut here

Cut here

Cut here

Cut here

17

18

G# minor

C# minor

Cut here

19

20

F# minor

B minor

Cut here

21

22

E minor

A minor

Cut here

23

24

D minor

G minor

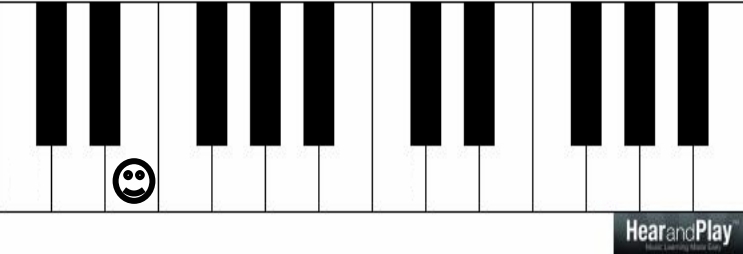
Cut here

Cut here

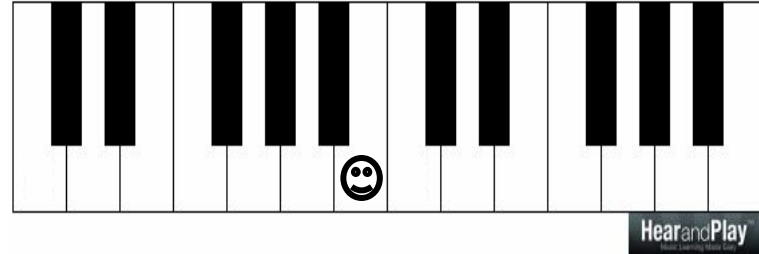
Cut here

Cut here

18

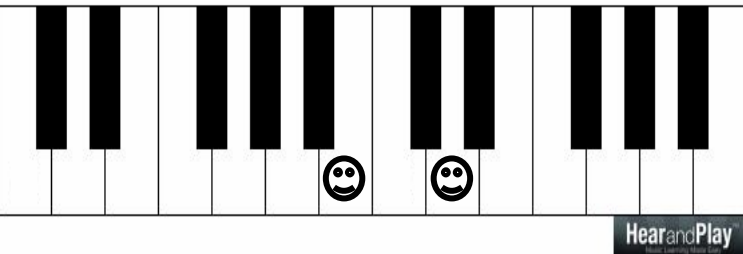


17

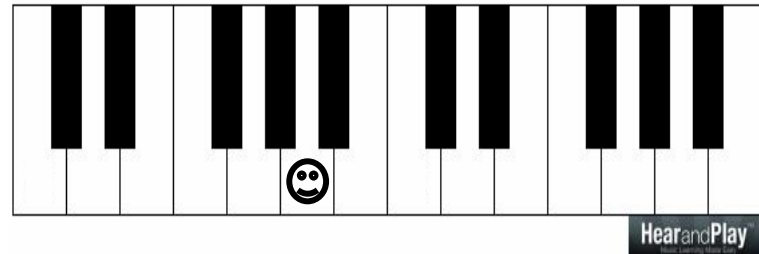


Cut here

20

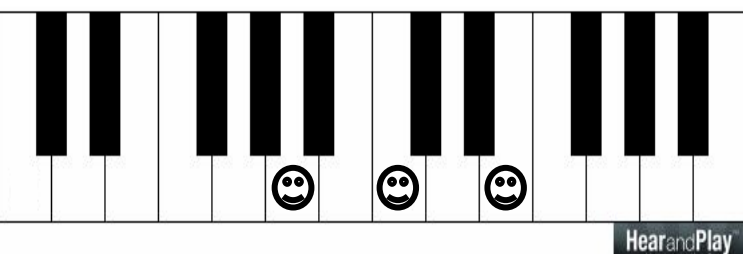


19

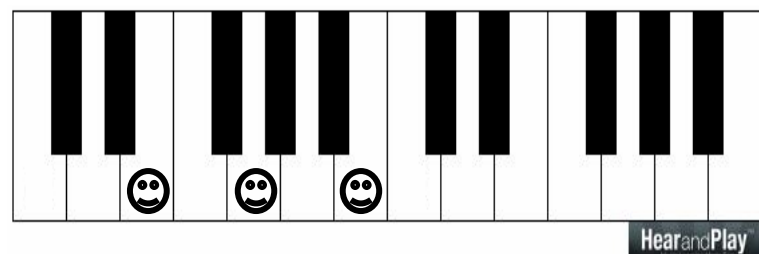


Cut here

22

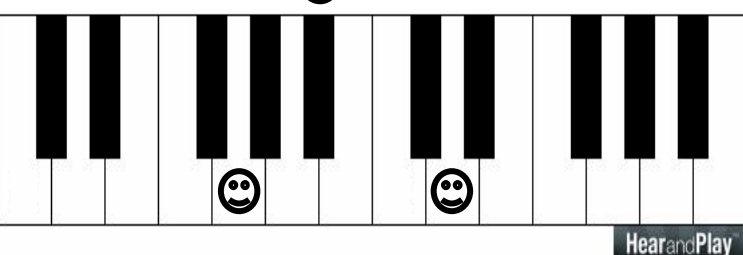


21

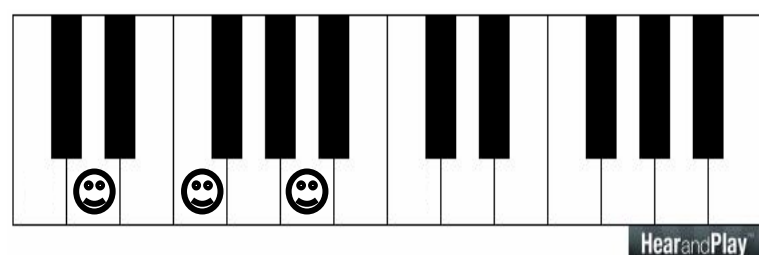


Cut here

24



23



Cut here

Cut here

Cut here

Cut here

25

C

diminished

26

F

diminished

Cut here

27

A#

diminished

28

D#

diminished

Cut here

29

G#

diminished

30

C#

diminished

Cut here

31

F#

diminished

32

B

diminished


Cut here

Cut here

Cut here


Cut here

26



HearandPlay

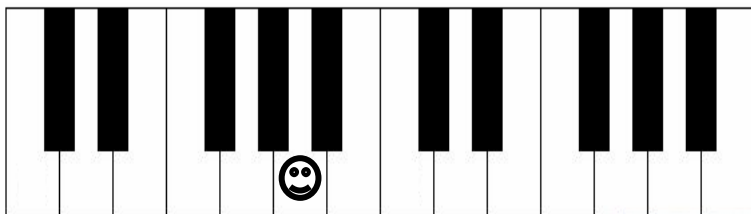
25



HearandPlay

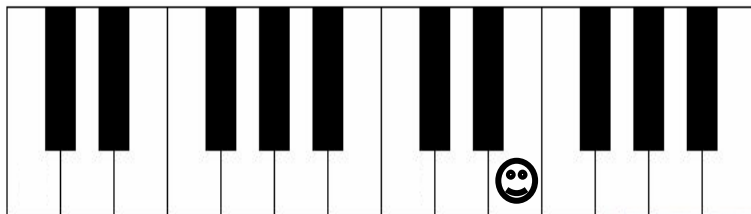
Cut here

28



HearandPlay


27



HearandPlay


Cut here

30



HearandPlay


29



HearandPlay


Cut here

32



HearandPlay

31



HearandPlay

Cut here

Cut here

Cut here

Cut here

33

E

diminished

34

A

diminished

Cut here

35

D

diminished

36

G

diminished

Cut here

37

C

augmented

38

F

augmented

Cut here

39

Bb

augmented

40

Eb

augmented


Cut here

Cut here

Cut here

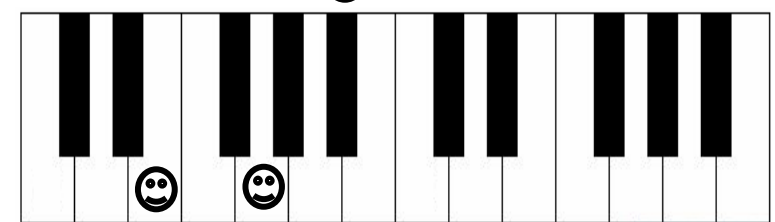
Cut here

34



HearandPlay

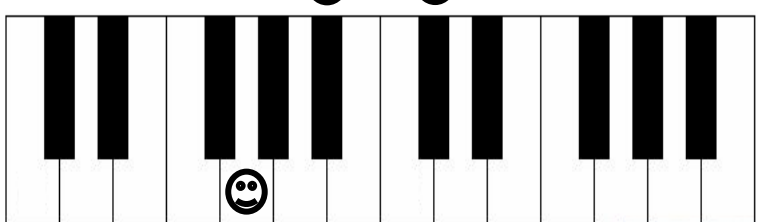
33



HearandPlay

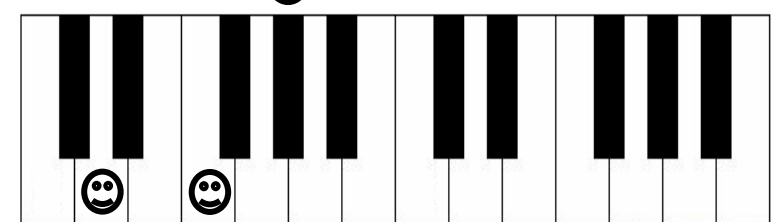
Cut here

36



HearandPlay


35



HearandPlay

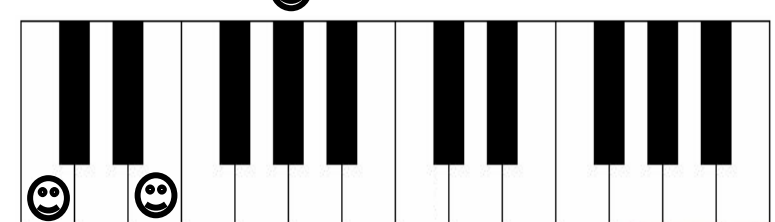
Cut here

38



HearandPlay

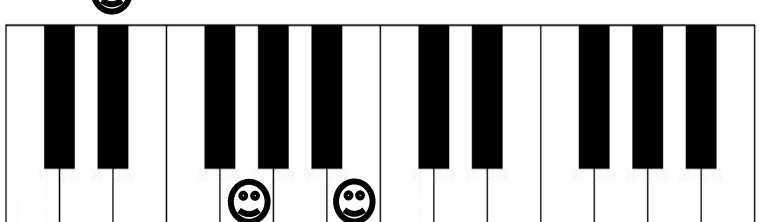
37



HearandPlay

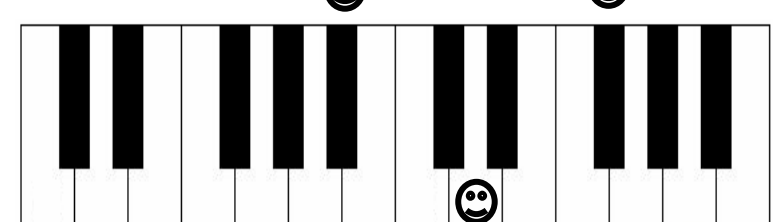
Cut here

40



HearandPlay

39



HearandPlay

Cut here

Cut here

Cut here

Cut here

41

Ab

augmented

42

Db

augmented

Cut here

43

Gb

augmented

44

B

augmented

Cut here

45

E

augmented

46

A

augmented

Cut here

47

D

augmented

48

G

augmented

Cut here

Cut here

Cut here

Cut here

42

HearandPlay

41

HearandPlay

Cut here

44

HearandPlay

43

HearandPlay

Cut here

46

HearandPlay

45

HearandPlay

Cut here

48

HearandPlay

47

HearandPlay

Cut here

Cut here